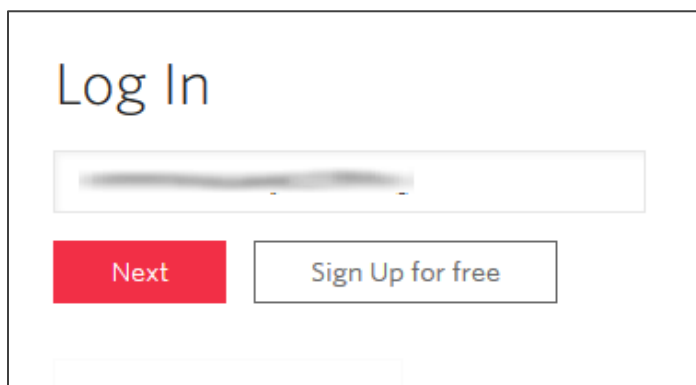


Configure Twilio for Single Sign-On

Configuring Twilio for single sign-on (SSO) enables administrators to manage users of Citrix Gateway service. Users can securely log on to Twilio by using the enterprise credentials.

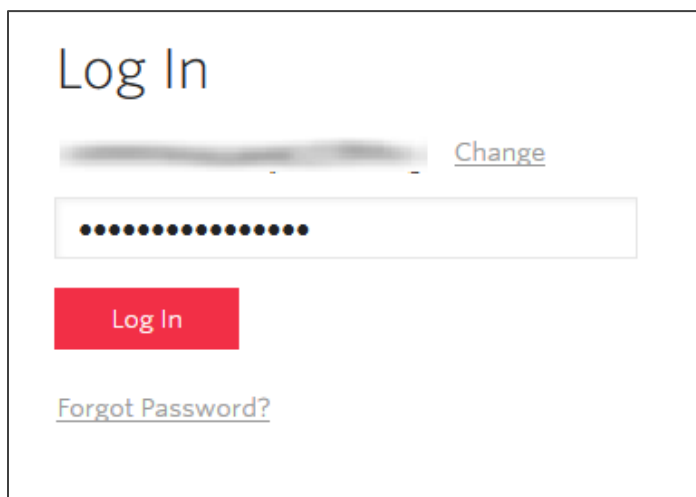
To configure Twilio for SSO by using SAML:

1. In a browser, type <https://www.twilio.com/login> and press **Enter**.
2. Enter your Twilio admin email address and click **Next**.



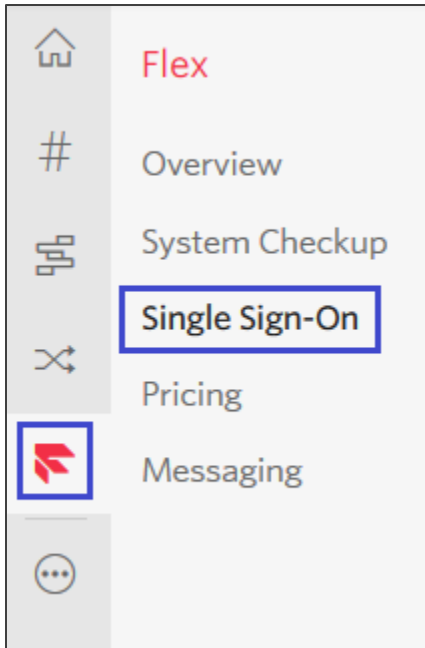
The screenshot shows the Twilio login page with the heading "Log In". Below the heading is a text input field containing a blurred email address. To the right of the input field is a "Change" link. Below the input field are two buttons: a red "Next" button and a white "Sign Up for free" button with a black border. At the bottom of the page, there is a "Forgot Password?" link.

3. Type your admin password and click **Log In**.



The screenshot shows the Twilio login page with the heading "Log In". Below the heading is a text input field containing a blurred email address. To the right of the input field is a "Change" link. Below the input field is a password input field filled with black dots. Below the password input field is a red "Log In" button. At the bottom of the page, there is a "Forgot Password?" link.

4. In the left pane, click the flex icon and select **Single Sign-On**.



5. In the **Single Sign-On** page, enter the values for the following fields:

Required Information	Description
FRIENDLY NAME	IdP name
X.509 CERTIFICATE	Copy and paste the IdP certificate. The IdP certificate must begin and end with -----Begin Certificate----- and -----End Certificate----- Note: The IdP metadata is provided by Citrix and can be accessed from the link below: <a href="https://ssb4.mgmt.netscalergatewaydev.net/idp/saml/templatetest/<app_id>/idp_metadata.xml">https://ssb4.mgmt.netscalergatewaydev.net/idp/saml/templatetest/<app_id>/idp_metadata.xml
IDENTITY PROVIDER ISSUE	IdP Issuer URL
SINGLE SIGN-ON URL	IdP logon URL
DEFAULT REDIRECT URL	IdP logoff URL
TRUSTED DOMAINS	Login domains

FRIENDLY NAME	<input type="text" value="netscaler"/>
SINGLE SIGN-ON METHOD	SAML2 <small>more methods coming soon</small>
X.509 CERTIFICATE	✔ Saved Remove
IDENTITY PROVIDER ISSUER	<input type="text" value="https://citrix.com/templatetest"/>
SINGLE SIGN-ON URL	<input type="text" value="https://app.ssb4.netscalergatew."/>
DEFAULT REDIRECT URL	<input type="text" value="https://flex.twilio.com/"/> <small>Optional</small>
TRUSTED DOMAINS	<input type="text" value=""/> <input type="text" value=""/> <input type="text" value="*.example.com"/> <input type="button" value="Add"/>
<input type="button" value="Save"/> <input type="button" value="Cancel"/> <input type="button" value="Delete SSO"/>	

6. Click **Save**.