

Configure New Edge for Single Sign-On

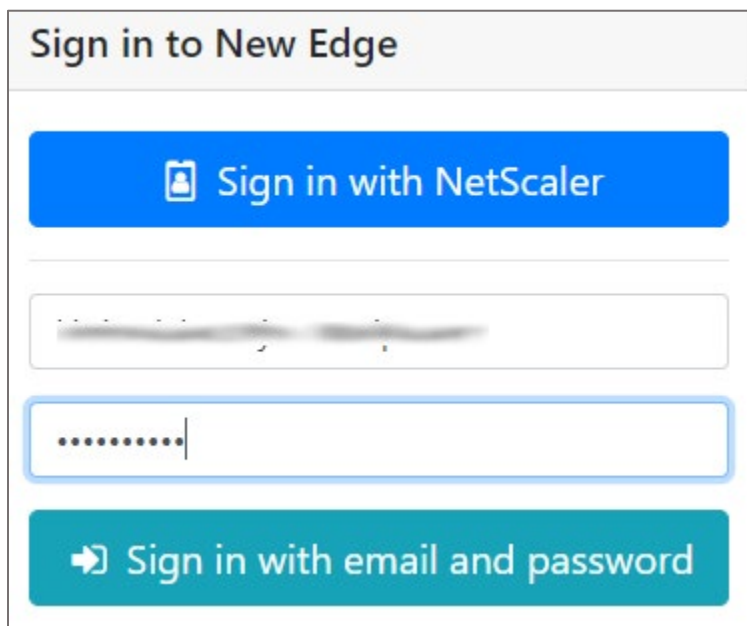
Configuring New Edge for single sign-on (SSO) enables administrators to manage users of Citrix ADC. Users can securely log on to New Edge by using the enterprise credentials.

Prerequisite

Browser Requirements: Internet Explorer 11 and above

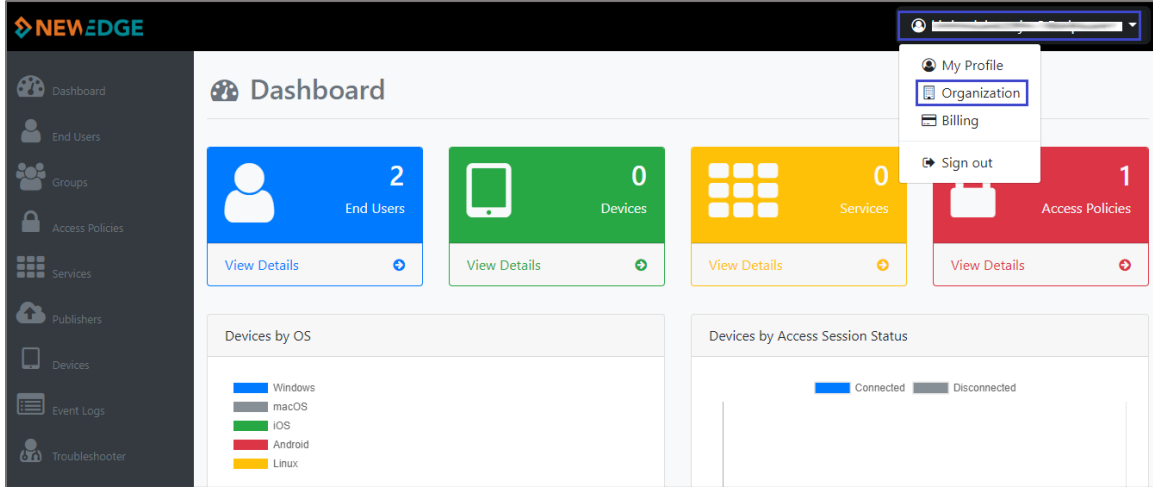
To configure New Edge for SSO by using SAML:

1. In a browser, type https://<customer domain>.newedge.io/admins/sign_in and press **Enter**.
2. Type your New Edge admin account credentials (**email** and **password**) and click **Sign in with email and password**.

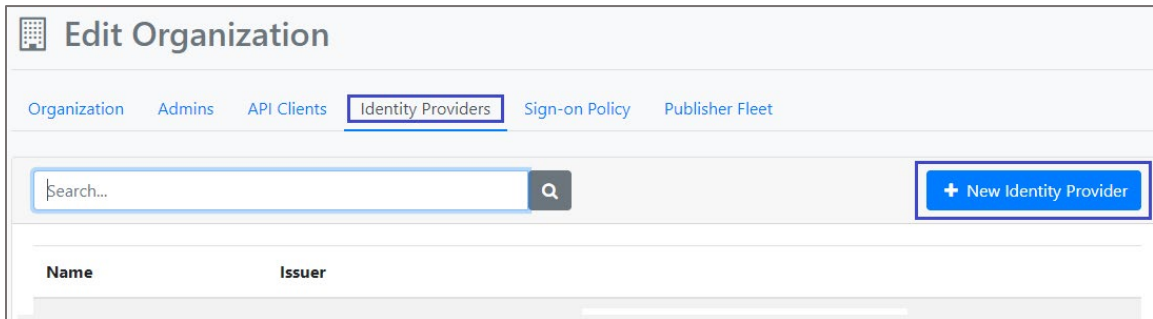


The screenshot shows the 'Sign in to New Edge' page. At the top, there is a header 'Sign in to New Edge'. Below the header, there are two main options for signing in. The first option is a blue button labeled 'Sign in with NetScaler' with a small icon of a person. Below this button, there is a blurred input field. The second option is a teal button labeled 'Sign in with email and password' with a small icon of an envelope. Above this button, there is a password input field with a blue border and a cursor, containing several dots representing a masked password.

- In the dashboard page, click the username in the top-right corner and select **Organization**.



- In the **Edit Organization** page, click the **Identity Providers** tab and click **+ New Identity Provider**.



- In the **Edit Identity Provider** page, enter the values for the following fields:

Required Information	Description
Name*	NetScaler
Single Sign-On URL*	IdP logon URL
Identity Provider Issuer*	Entity ID
X.509 Certificate*	<p>Copy and paste the IdP certificate. The IdP certificate must begin and end with -----Begin Certificate----- and -----End Certificate-----</p> <p>Note: The IdP metadata is provided by Citrix and can be accessed from the link below. The link is displayed while configuring SSO settings for your app. <a href="https://gateway.cloud.com/idp/saml/<citrixcloudcust id>/<app id>/idp_metadata.xml">https://gateway.cloud.com/idp/saml/<citrixcloudcust id>/<app id>/idp_metadata.xml</p>

