

Configure Klipfolio for Single Sign-On

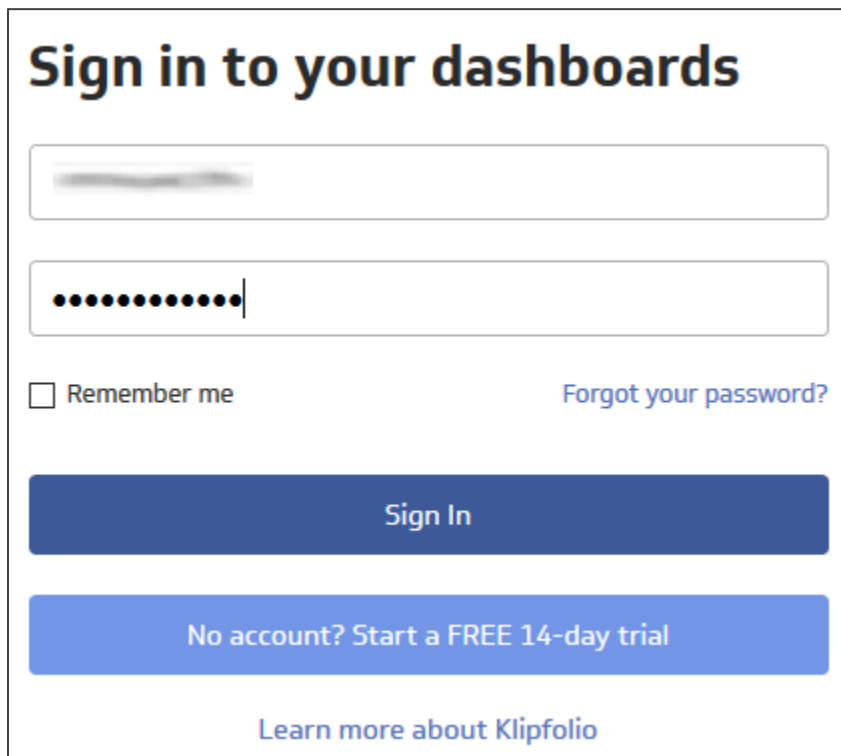
Configuring Klipfolio for single sign-on (SSO) enables administrators to manage users of Citrix ADC. Users can securely log on to Klipfolio by using the enterprise credentials.

Prerequisite

Browser Requirements: Internet Explorer 11 and above

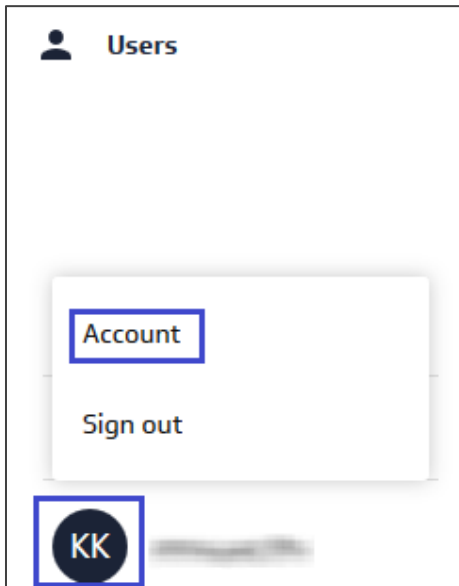
To configure Klipfolio for SSO by using SAML:

1. In a browser, type <https://www.klipfolio.com/> and press **Enter**.
2. Type your Klipfolio admin account credentials (**Email Address** and **Password**) and click **Sign In**.

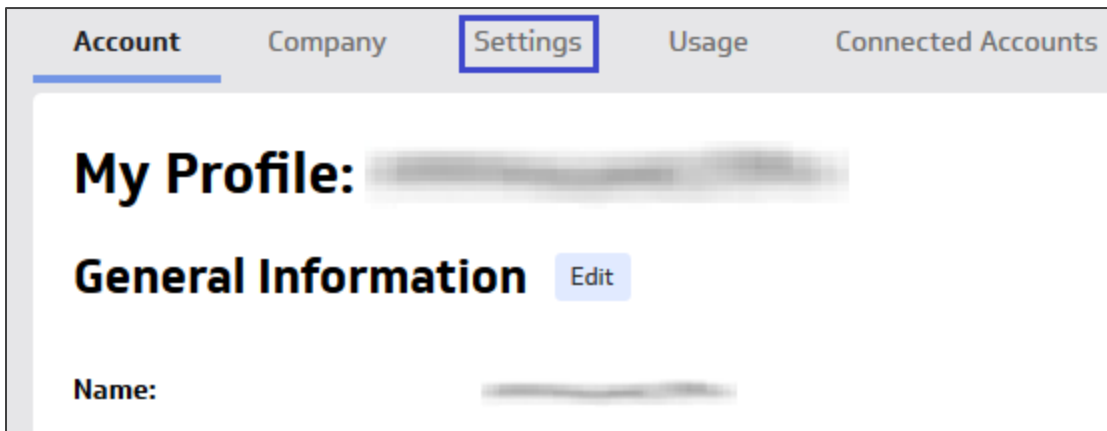


The screenshot shows the Klipfolio sign-in interface. At the top, the heading "Sign in to your dashboards" is displayed in a large, bold, black font. Below the heading are two input fields: the first is for the email address, and the second is for the password, with the password characters masked by dots. To the left of the password field is a checkbox labeled "Remember me". To the right of the password field is a link that says "Forgot your password?". Below these fields is a prominent blue button with the text "Sign In". Underneath the "Sign In" button is another blue button with the text "No account? Start a FREE 14-day trial". At the bottom of the form is a link that says "Learn more about Klipfolio".

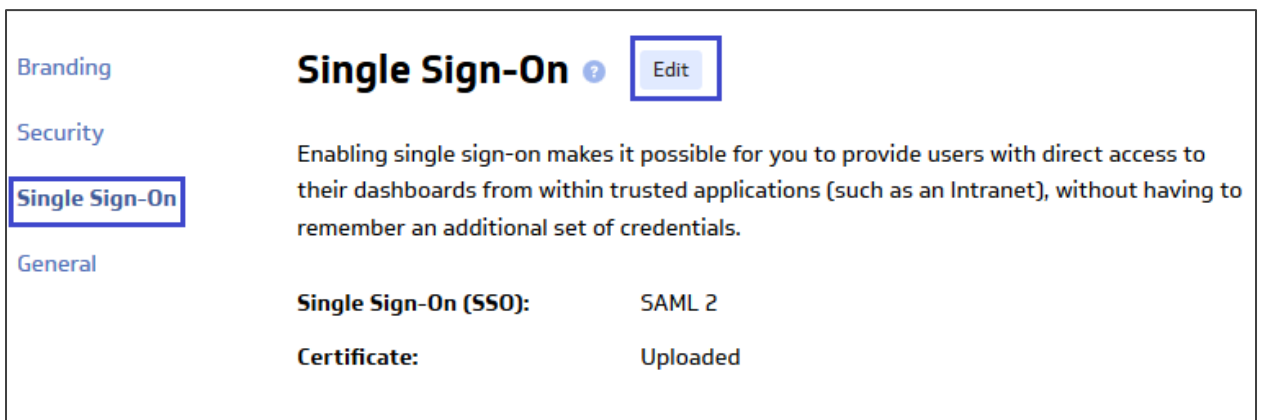
3. Click the user profile icon present at the bottom-left corner and select **Account** from the drop-down menu.



4. Select **Settings** in the navigation bar of the dashboard.



5. In the left panel select **Single Sign-On** and click **Edit**.



- In the **Single Sign-On** section, select the **SAML 2** check box and enter the value for the following field.

Field Name	Description
Certificate	Upload the IdP certificate. Note: The IdP Certificate is provided by Citrix and can be accessed from the link below: https://ssb4.mgmt.netscalergatewaydev.net/idp/saml/templatetest/idp_metadata.xml

Single Sign-On ?

Enabling single sign-on makes it possible for you to provide users with direct access to their dashboards from within trusted applications (such as an Intranet), without having to remember an additional set of credentials.

Single Sign-On (SSO): Disabled **SAML 2** Custom

Certificate:

MIIFPzCCBCegAwIBAgIQApjYI89Tw/6/mHR55nGDUzANBqkqhkIG9w0BAQsFADBN
MQswCQYDVQQGEwJVUzEVMBMGA1UEChMMRGlnaUNicnQgSW5jMScwJQYDVQQDEEx5E
aWdpQ2VydCBTSEEyIFNlY3VyZSBTZXJ2ZXIgaQ0EwHhcNMTcwODI1MDAwMDAwWhcN
MTgwODMwMTIwMDAwWjBqMQswCQYDVQQGEwJVUzELMAkGA1UECBMCRkwxZzAVBgNV
BACzTDkZOLiBMXXVkJkYXkYXWwIMR0wGwYDVQQKEwRDaXRyaXxqU3IzdGVtcywqSW5j

- Finally, click **Save**.